

BLOCK HEADS

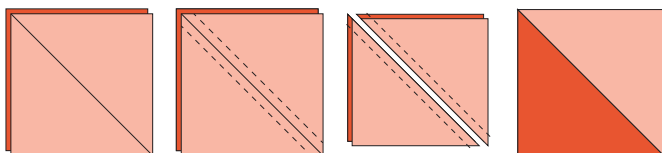
BASIC INSTRUCTIONS

ROUND 2



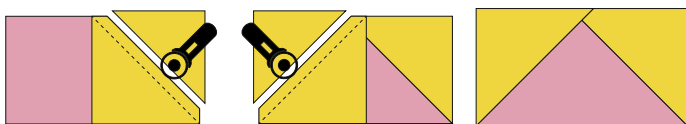
HALF-SQUARE-TRIANGLES

With the lighter fabric on top, right sides together, layer the fabric squares needed for the half-square-triangle. Draw a line from corner to corner on the lighter square. Stitch a scant $\frac{1}{4}$ " from both sides of the line. Cut apart on the marked line. Press towards the darker fabric. Each pair of squares will yield two identical half-square-triangle units.



STITCH AND FLIP TECHNIQUE

Align a square on a corner of a larger square, a rectangle or a pieced unit as directed in the block instructions. From corner to corner mark a diagonal line on this square and make sure you place it slanting in the correct direction. Sew on the marked line. Trim the seam allowances to $\frac{1}{4}$ " as shown. Flip the resulting triangle open and press. This technique is often used for flying-geese-units.



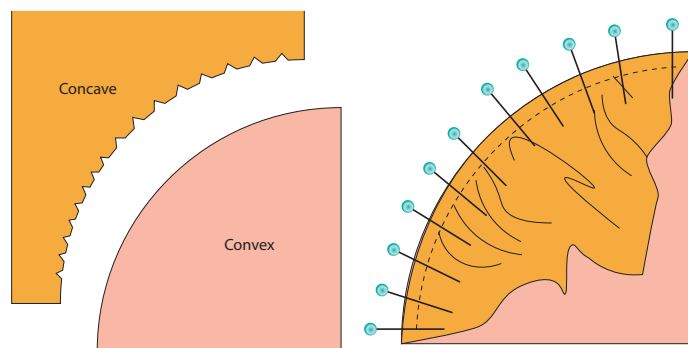
NEEDLE-TURN APPLIQUE

Trace each pattern shape onto the matte side of a Freezer Paper. Cut the shapes out, exactly on the line. With its shiny side down iron the freezer paper onto the right side of the fabric and lightly draw around it with a chalk marker. Cut out each appliqué about $\frac{1}{4}$ " outside the freezer paper shape. Pull the Freezer Paper away.

Pin the appliqués on the background fabric. Stitch in place, using your needle to turn under the seam allowance as you stitch. On inward curves, clip the seam allowance almost to the marked seamline to make turning the edge easier.

CURVED SEAMS

Trace templates and cut pieces out. Make short clips into the concave seam allowance to help with pinning and sewing. With right sides together pin the convex piece to the concave curve of the second piece at the middle, the end



and in between. Sew with the concave piece on top. Make sure your pieces lie nice and flat while you're stitching. Press towards the convex piece.

Click to connect with us



2018 Block Heads
Participating Designers

For more info about the designer click on their name

Share your blocks on social media
#modablockheads
#showmethemoda

- [Betsy Chutchian](#)
- [Brigitte Heitland of Zen Chic](#)
- [Carrie Nelson](#)
- [Corey Yoder](#)
- [Jan Patek](#)
- [Jo Morton](#)
- [Laurie Simpson](#)
- [Lisa Bongeant of Primitive Gatherings](#)
- [Lynne Hagmeier of Kansas Troubles](#)
- [Barbara & Mare of Me & My Sister Designs](#)
- [Sherri McConnell](#)
- [Stacy Iest Hsu](#)
- [Vanessa Goertzen of Lella Boutique](#)