


BLOCK HEADS


ROUND 2




WHAT YOU'LL NEED

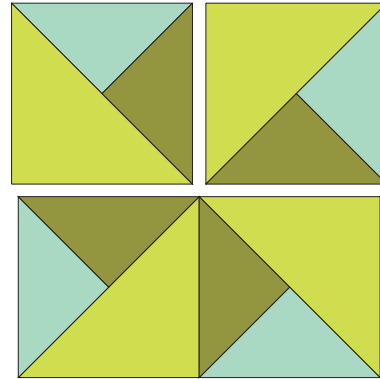
For fabric choices refer to the block diagram

A: 2 squares $4\frac{1}{4}'' \times 4\frac{1}{4}''$, cut twice diagonally 

B: 2 squares $3\frac{7}{8}'' \times 3\frac{7}{8}''$, cut once diagonally 

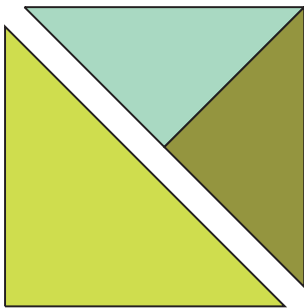


2. Arrange the half-hourglass units into two rows. Sew the units into rows and press. Join the rows and press to complete the block. Block measures $6\frac{1}{2}'' \times 6\frac{1}{2}''$.




ASSEMBLY

1. Arrange two small A triangles and one larger B triangle as shown. Join A triangles to make a larger triangle. Sew larger triangles together to make a half-hourglass unit. It should measure $3\frac{1}{2}''$ square. Make a total of 4 half-hourglass units.



ALTERNATIVE COLOR WAY



Click to connect with us



2018 Block Heads
Participating Designers
For more info about the designer click on their name

Share your blocks on social media
[#modablockheads](#)
[#showmethemoda](#)

[Betsy Chutchian](#)
[Brigitte Heitland of Zen Chic](#)
[Carrie Nelson](#)
[Corey Yoder](#)
[Jan Patek](#)
[Jo Morton](#)
[Laurie Simpson](#)
[Lisa Bongeant of Primitive Gatherings](#)
[Lynne Hagmeier of Kansas Troubles](#)
[Barbara & Mary of Me & My Sister Designs](#)
[Sherri McConnell](#)
[Stacy Iest Hsu](#)
[Vanessa Goertzen of Lella Boutique](#)