

BLOCK HEADS

ROUND 2





WHAT YOU'LL NEED

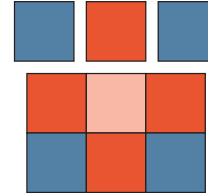
For fabric choices refer to the block diagram

A: 20 squares $2\frac{7}{8}$ " x $2\frac{7}{8}$ " and

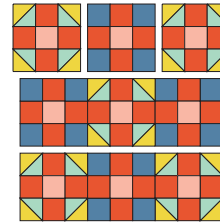
B: 61 squares $2\frac{1}{2}$ " x $2\frac{1}{2}$ "



3. Arrange and assemble nine B squares in a 9-patch as shown. Sew together, press. Make a total of four 9-patch units #2, measuring $6\frac{1}{2}$ " square.

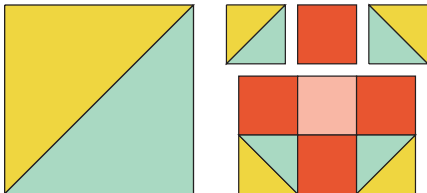


4. Arrange 9-patch units #1 and #2 into nine rows. Sew the units into rows and press. Join the rows and press to complete the block. Block measures $18\frac{1}{2}$ " x $18\frac{1}{2}$ ".




ASSEMBLY

1. Referring to BASIC INSTRUCTIONS half-square-triangles layer a light and a dark A square. Make a total of 20 half-square-triangle-units. Trim the units to $2\frac{1}{2}$ " square.



2. Arrange and assemble four half-square-triangle units and five B squares in a 9-patch, as shown. Sew together, press. Make a total of five 9-patch units #1, measuring $6\frac{1}{2}$ " square.

ALTERNATIVE COLOR WAY



Click to connect with us



2018 Block Heads
Participating Designers
For more info about the designer click on their name

Share your blocks on social media
#modablockheads
#showmethemoda

[Betsy Chutchian](#)
[Brigitte Heitland of Zen Chic](#)
[Carrie Nelson](#)
[Corey Yoder](#)
[Jan Patek](#)
[Jo Morton](#)
[Laurie Simpson](#)
[Lisa Bongeant of Primitive Gatherings](#)
[Lynne Hagmeier of Kansas Troubles](#)
[Barbara & Mary of Me & My Sister Designs](#)
[Sherri McConnell](#)
[Stacy Iest Hsu](#)
[Vanessa Goertzen of Lella Boutique](#)