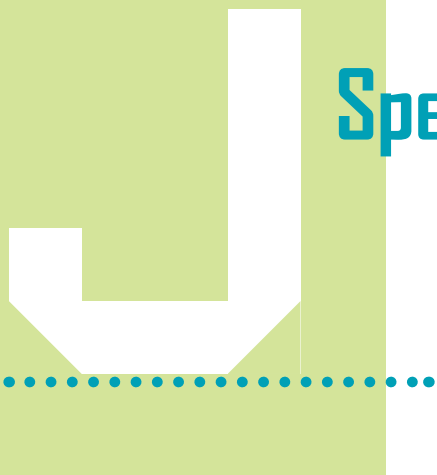


Moda Spell it with Fabric! *Moda Designer Blog Hop*

Spring 2014



Parts — include seam allowance

Background:

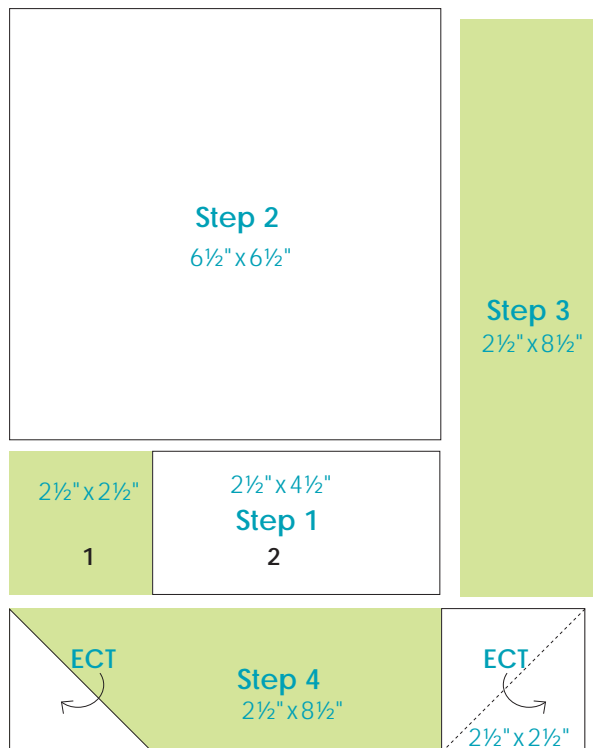
- 1-6½" x 6½"
- 1-2½" x 4½"
- 2-2½" x 2½"

Print:

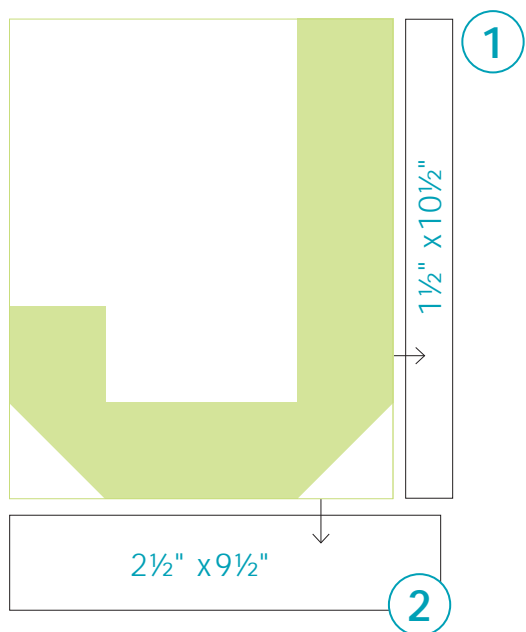
- 2-2½" x 8½"
- 1-2½" x 2½"

Press toward Print except some ECTs then follow direction of arrows.

*ECT - Easy Corner Triangles



Block Assembly – Press toward sashings



Each **letter block** finishes at 8" x 10"

Add a 1½" x 10½" sashing strip to the right side of each letter. Press toward the sashing. Then add a 2½" x 9½" sashing strip to the bottom of the block. Press toward the sashing. See diagram.

Both Letter and Pieced blocks should measure 9½" x 12½" with seams.



moda

MODAFABRICS.COM