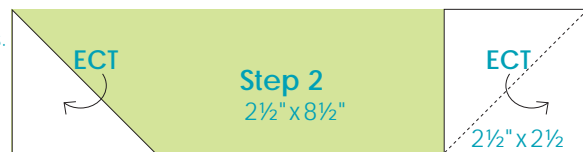
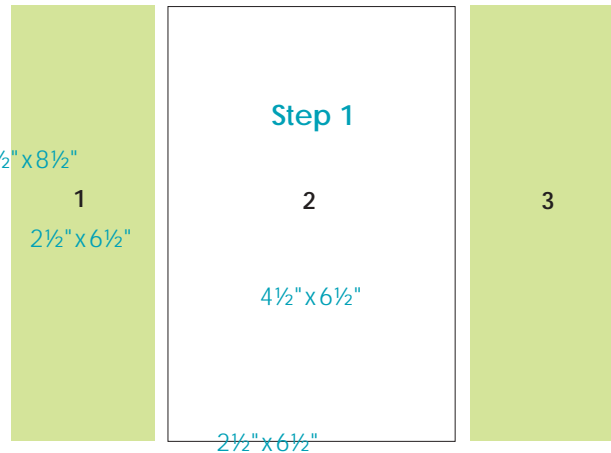
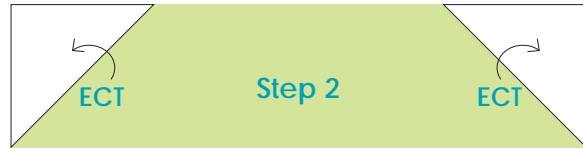


Moda Spell it with Fabric!

Moda Designer Blog Hop
Spring 2014



Parts — include seam allowance

Background:

1-4½" x 6½"

4-2½" x 2½"

Print:

2-2½" x 8½"

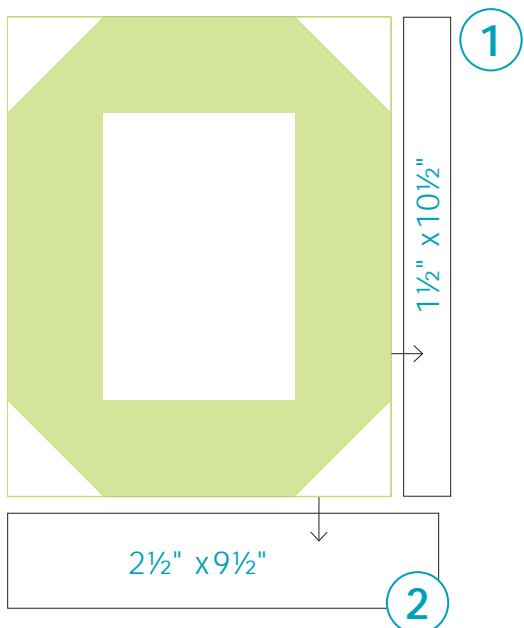
2-2½" x 6½"

Press toward Print except some ECTs then follow direction of arrows.

*ECT - Easy Corner Triangles

moda

Block Assembly - Press toward sashings



Each **letter block** finishes at 8" x 10"

Add a 1½" x 10½" sashing strip to the right side of each letter. Press toward the sashing. Then add a 2½" x 9½" sashing strip to the bottom of the block. Press toward the sashing.

See diagram.

Both Letter and Pieced blocks should measure 9½" x 12½" with seams.



moda

MODAFABRICS.COM