


# One Charm Pack plus....



Size: 36" x 36"

- All instructions include a 1/4" seam allowance.
- 22" measurement is approximate. WOF—approximately 42".

## Fabric requirements:

One Charm pack (40-5" x 5" squares)  
 Inner border 1/3 yard  
 Final border & binding 1 yard  
 Backing 1 1/4 yards

## Cutting:

For the inner border: cut 4-2" x 27 1/2"

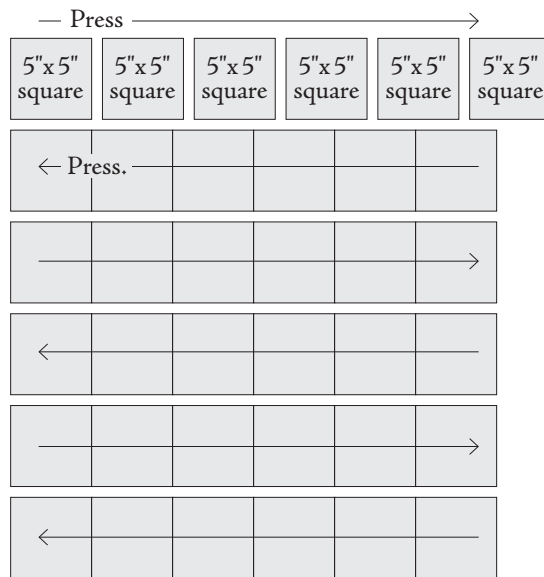
For the final border & binding:

cut 4-3 1/2" x 27 1/2"  
 cut 4-2 1/2" x WOF

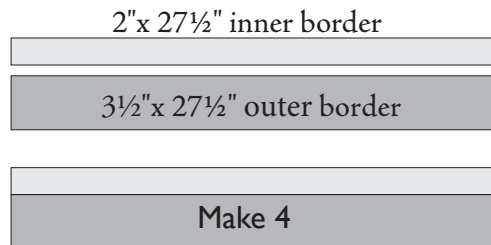


1 Charm Plus  
 36" x 36"  
*moda*  
 modafabrics.com

**1** To make the quilt center: sew together six rows of six 5" squares using the 40 squares from the charm pack. Press the rows in opposite directions. Sew the rows together.



**2** To make the borders: sew one 2" x 27 1/2" inner border strip to one 3 1/2" x 27 1/2" final border strip. Make four borders.



**3** Assemble the quilt top: use four 5" squares, the four borders and the quilt center to assemble the quilt.

