

Quilt is 50" x 60".

Merry Go Round

moda

Featured fabric

Mix**ED** **BAG** 2017

by STUDI©

for *moda*

Merry Go Round

Quilt is 50" x 60".

Cutting

Center

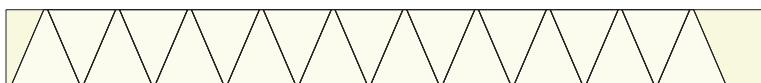
3-4 $\frac{1}{4}$ " x width of fabric strips

From the strips, cut 30-4 $\frac{1}{4}$ " squares; cut in half twice on the diagonal to make 120 quarter-square triangles.

Points

7-4 $\frac{1}{8}$ " x width of fabric strips

From the strips, cut 120 A triangles using the template



Cut 19 triangles from each strip.



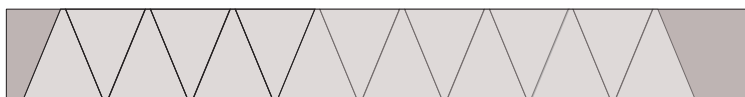
Cut 120.

Block Triangles

From EACH of prints 1A, 1B, 2A, 2B, 7A, and 7B prints cut

1-5 $\frac{1}{4}$ " x width of fabric strip

From the strip, cut 15 triangles using the template (90 total triangles)



Cut 15 triangles from each strip.



Cut 15.

From EACH of prints 3, 4, 5, 6, and 8 prints cut

2-5 $\frac{1}{4}$ " x width of fabric strips

From the 2 strips, cut 30 triangles using the template (150 total triangles)



Cut 15 triangles from each strip.



Cut 30.

Binding

From print 6 (red)

6-2 $\frac{1}{2}$ " x width of fabric strips.

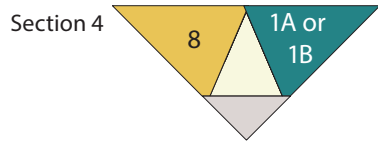
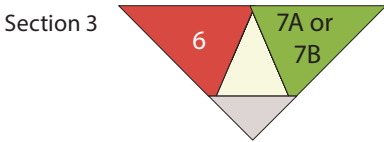
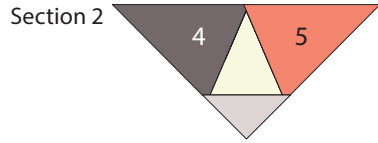
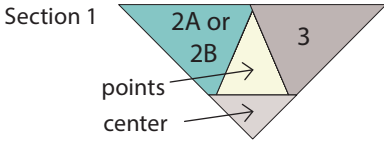
Sew the strips end to end to make the binding.

moda

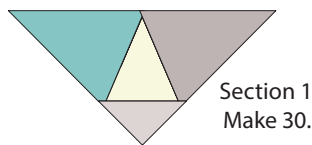
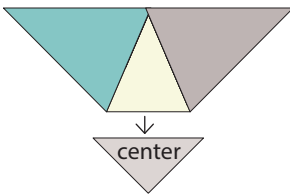
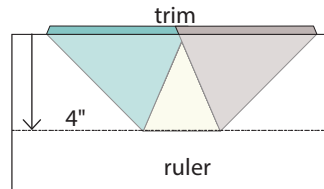
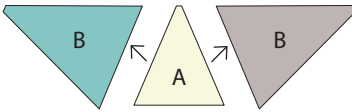
Construction

Use $\frac{1}{4}$ " seams. Press in the direction of the arrows in the diagrams.


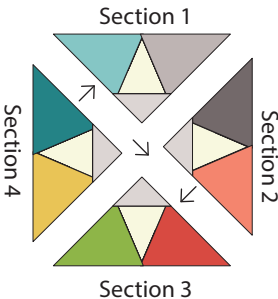
- 1 All the blocks are made the same including the color placement.
There are 4 sections that combine to form the block.



- 2 **Block Assembly:** The "B" triangles are oversized. Match to the bottom of the A triangle. Trim the height to 4". Add the center triangle as shown. Make the remaining sections. Make 30 of each of the 4 sections. Join the sections as shown to make 1 block. Make 30 blocks.




moda




Block
 $10\frac{1}{2}$ " x $10\frac{1}{2}$ "
unfinished
Make 30.

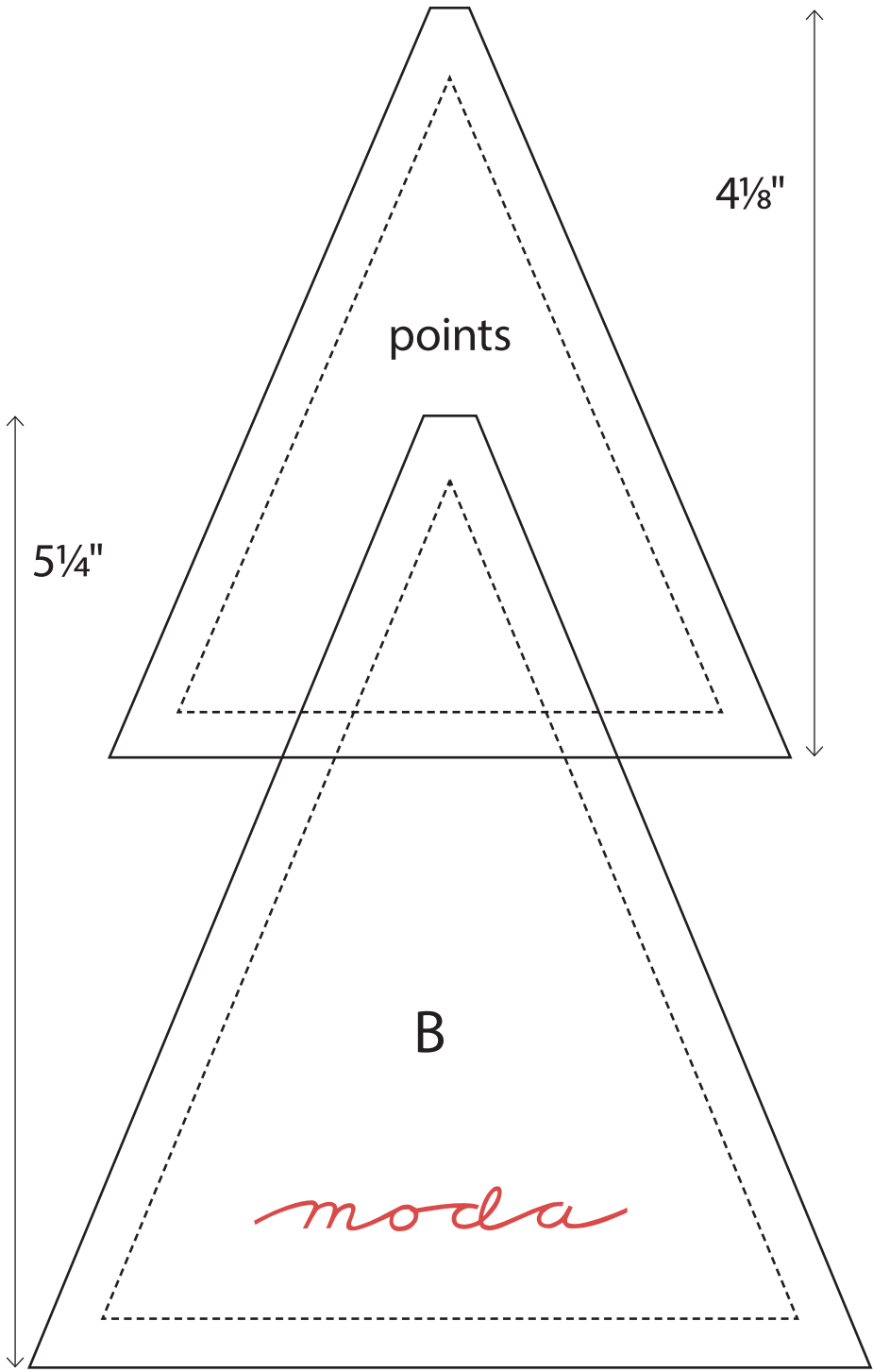
3 Arrange and sew 6 rows of 5 blocks. The blocks are rotated to create the design. Press the rows in alternating directions. Join the rows. Layer, quilt, and bind.



moda



Quilt is 50½" x 60½" unfinished.



5 1/4"

points

4 1/8"

B

moda

Featured fabric

Mi**x****E****D** **B****A****G** 2017

by **STUDI**Ⓜ

for *moda*

Merry Go Round Quilt is 50" x 60".

Fabric Requirements

 <p>center</p> <p>33204 22 3/8 yd.</p>	 <p>points</p> <p>33206 22 1 yd.</p>	 <p>1A</p> <p>33206 18 3/8 yd.</p>	 <p>1B</p> <p>33204 28 3/8 yd.</p>
 <p>2A</p> <p>33203 15 3/8 yd.</p>	 <p>2B</p> <p>33205 15 3/8 yd.</p>	 <p>3</p> <p>33202 12 5/8 yd.</p>	 <p>4</p> <p>33206 17 5/8 yd.</p>
 <p>5</p> <p>33205 19 5/8 yd.</p>	 <p>6</p> <p>33202 14 & Binding 1 1/8 yds.</p>	 <p>7A</p> <p>33204 26 3/8 yd.</p>	 <p>7B</p> <p>33205 16 3/8 yd.</p>
 <p>8</p> <p>33204 23 5/8 yd.</p>	<p>Featured fabric</p> <p>MIXED BAG 2017</p>		

by **STUDI**©

for *moda*



moda

MODAFABRICS.COM

KIT33200