

Charm Monday

Size: 58" x 83"

Charm Square Talley

light

164

dark

186

- All instructions include a $\frac{1}{4}$ " seam allowance.
- 22" measurement is approximate. WOF—approximately 42".

Fabric requirements:*

9 Charm packs **or** 14—light fat quarters

16—dark fat quarters

Binding $\frac{5}{8}$ yard

Backing 5 yards

Cutting:

Light squares

from 70 cut $140-2\frac{1}{2}" \times 4\frac{1}{2}"$ rectangles

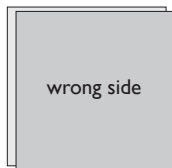
from 70 cut $280-2\frac{1}{2}" \times 2\frac{1}{2}"$ squares

Dark charm squares


from 70 cut $140-2\frac{1}{2}" \times 4\frac{1}{2}"$

from 116 make 116 "pieced" squares
(see illustration below)

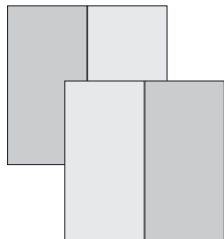
Binding: cut $8-2\frac{1}{2}" \times$ WOF



Place 2—5"x5"
right side together



Stitch a scant $\frac{1}{4}"$
seam on outside edges
Cut in half



Press open to make
2 "pieced" charms.
 $4\frac{1}{2}" \times 5"$ with seams

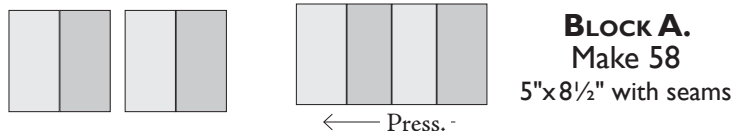
Make 116 "pieced" charms



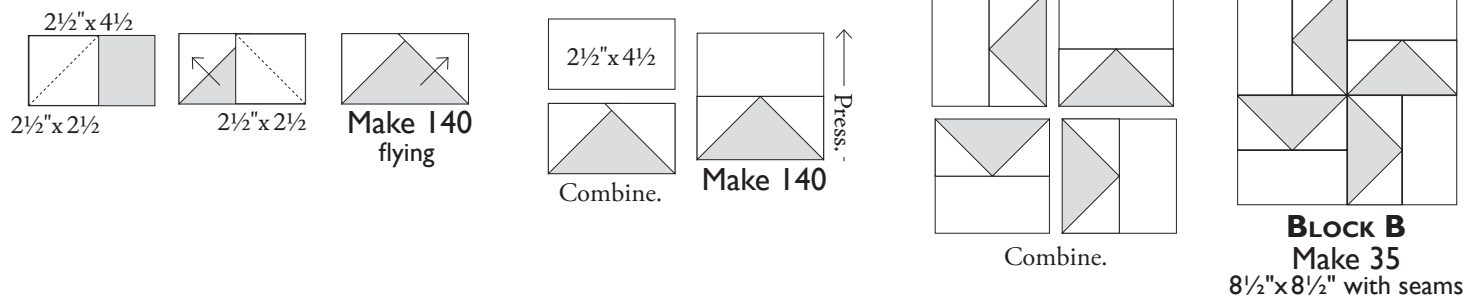
*The number of squares and the number of light and dark fabrics in a charm pack varies with each collection. The "charm" of a charm quilt is the mix of fabrics and value. For the fabric requirements we are assuming charm square packs have 40—5"x5" squares and an equal mix of light and dark fabrics. Fabric requirements are also given for fat quarters. From each fat quarter cut 3—5"x22" strips then cut 12—5"x5" squares. All that said, let's make a quilt!

Charm Monday

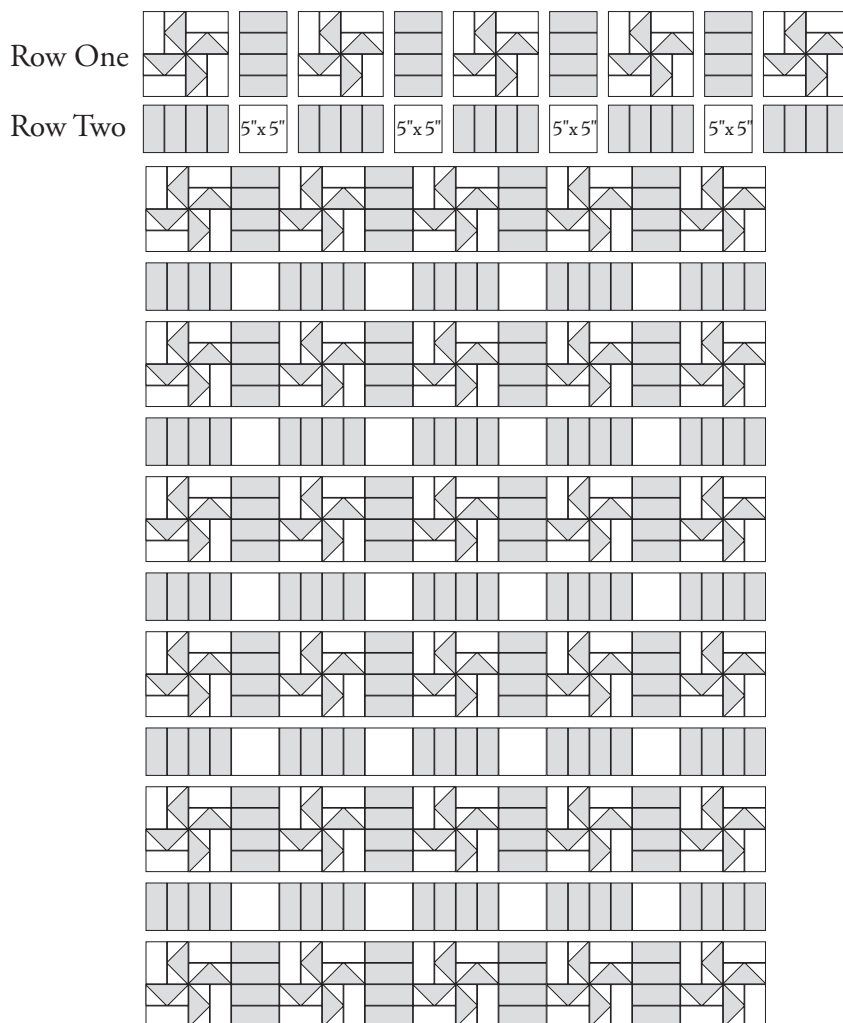
1 To make Block A combine 2-"pieced" squares. Press in one direction. Make 58.



2 To make Block B sew 1-2½"x2½" light square on the diagonal to 1-2½"x4½" dark rectangle. Press to the corner to make a triangle. Sew another 2½"x2½" light square on the diagonal to the same rectangle. Press to the corner to make a triangle making one flying geese unit. Make 140. Add 1-2½"x4½" light rectangle to the flying geese units. Make 140. Combine 4 of these units to make 35 of Block B.



3 Two rows work together to make the quilt top. To make Row One, alternately sew together 4 Block As and 5 Block Bs. Press away from the Block Bs. Make seven of Row One. To make Row Two, alternately sew 5 Block As and 4-5"x5" light charm squares together. Press away from the 5" squares. Make six of Row Two. Join the rows. Layer, quilt as desired and bind. ENJOY



Charm Monday
58"x83"
moda