



Quilt is 67½"x 75"

Half Moon Modern

moda

Quilt is 67½"x75"

Half Moon Modern

Quilter Basics

Read instructions before beginning a project.
All instructions include a ¼" seam allowance.
22" measurement is approximate.

Make a 8½" circle template.
Draw 30 circles on the fusible web.

Cutting

Main Block:

from each of the 15-⅓ yards cut:

1-10½"x WOF strip

subcut 2-10½"x 10½" squares

Fuse 2 circles to the remaining fabric then cut out the circles

Final Border & Binding: *(cut the length of the fabric)*

4-6½"x length of fabric strips

5-2½"x length of fabric strips

Accent: from each of the 2-¼ yards cut:

5-1"x WOF strips

Inner Border:

6-2"x WOF strips

moda

Construction

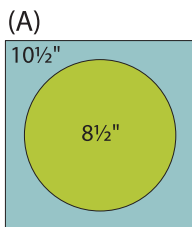
1 Main Block:

(A) Finger press one 10½" square and one 8½" circle on quarters. Center the circle on the square.

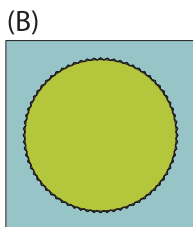
(B) Appliqué the circle on the square using a small zigzag stitch and invisible thread or a decorative stitch and coordinating thread.

(C) Cut the Main Block in half to make 2-5¼"x 10½" blocks.

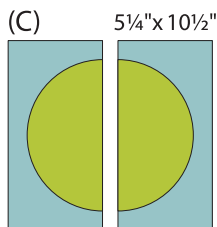
Repeat using the remaining square and circles to make a total of 60-Main Blocks.



Center circle
on square.



Appliqué the circle.



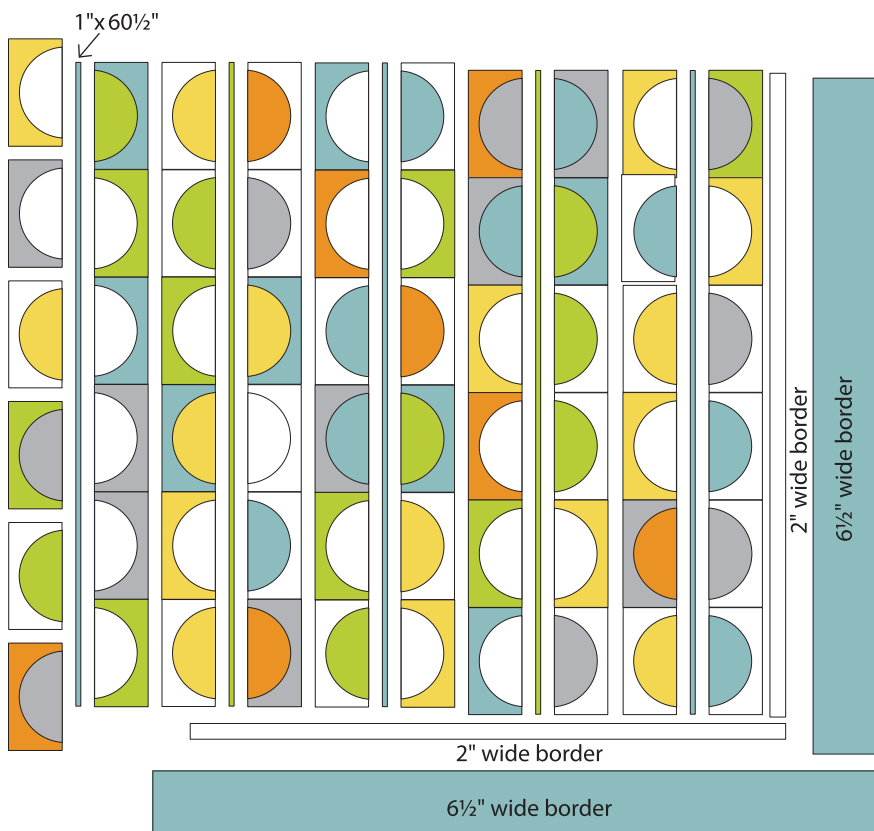
Cut in half.

Main Block
Make 60
5¼"x 10½"
with seams

- 2 Sew the 6 Main Blocks together to make one column. Make 10 columns. *You may want to arrange the blocks first to make sure you have a good mix of pattern and color.*

Sew the 1" Accent strips from one print together. Cut into 3-1"x60½" strips. Repeat with the second Accent print. Combine the 10 columns and 5-1"x60½" Accent strips together as shown. Press away from the columns.

- 3 Add the 2" wide Inner Borders, sides first then top and bottom. Measure across the center of the quilt for the best measurement for the length of the borders. Add the 6½" wide Final Borders, sides first then top and bottom.



- 4 Sew the 5-2½"xLOF Binding strips together. Layer, quilt and bind. ENJOY!

moda

Half Moon Modern

Quilt is 67½"x 75"

moda

Fabric Requirements

Main Blocks: 15 assorted ⅓ yards

Accent: 2 assorted ¼ yards (Bella Solids 9900 75 and 9900 86)

Final Border & Binding: 2 yards

Inner Border: ½ yard

Backing: 4½ yards

Fusible Web

Template plastic

pattern directions by Lisa Christensen

Half Moon Modern

¼ of the
8½" Circle template
Actual size.

moda

MODAFABRICS.COM

PS32349—SUGGESTED RETAIL \$6.00

