

MODERN ROSES

{ Stephanie Ryan }

Quilt is 68" x 80".

Fabric Requirements

Setting Squares:

7 assorted $\frac{1}{3}$ yards

(7180 14, 7181 13, 7182 13, 7183 18,
7185 14, 7186 14, 7187 14)

Nine-Patch Blocks and Binding:

2 yards (7188 18)

Block Background:

2 yards (Moda Bella Solid 9900 200)

Border and Setting Triangles:

$2\frac{1}{4}$ yards (7183 18)

Backing: 5 yards


Featuring *Modern Roses*
by Stephanie Ryan for Moda.

moda

moda

MODAFABRICS.COM

PS7180 — SUGGESTED RETAIL \$6.00



{ Stephanie Ryan }


moda

Quilt is 68" x 80".

MODERN ROSES

2 Assemble the quilt

- (A) Arrange nine-patch blocks, 9" squares and $13\frac{3}{8}$ " setting triangles in diagonal rows, as shown. Sew the rows then join the rows together. Add the 7" corner triangles. Trim and square up the quilt as needed.
- (B) Measure the length of the quilt top through the center to determine the length to cut the side borders. Add the borders to the sides of the quilt. Measure the width of the quilt top through the center to determine the length to cut the top and bottom borders. Add the borders to the top and bottom of the quilt. Layer, quilt and bind.



Quilt is 68" x 80".

Cutting

Setting Squares

From EACH of the $\frac{1}{3}$ yards, cut
3-9" squares (1 is extra)

Nine-Patch Blocks and Binding

26-2 1/2" x width of fabric strips

From 8 strips, cut 120-2 1/2" squares

Set aside 10 strips for making the nine-patches

Sew 8 strips end to end to make the binding

Block Background

8-5 1/4" width of fabric strips

From the strips, cut 60-5 1/4" squares, cut once on the diagonal
to make 120 triangles

8-2 1/2" x width of fabric strips

Border and Setting Triangles

Cut all strips lengthwise, parallel to the selvage.

1- $13\frac{3}{8}$ " x lengthwise strip

From the strips, cut 5- $13\frac{3}{8}$ " squares, cut twice on the diagonal
to make 20 setting triangles (2 are extra)

2-7" squares, cut the half once on the diagonal to make

4 corner triangles


4-4 1/2" x lengthwise strips

moda

Construction Use $\frac{1}{4}$ " seams and press in the direction of the arrows.

1 Nine-Patch Blocks

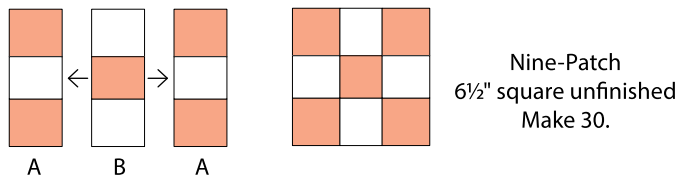
(A) Sew 1 background and 2 nine-patch strips together. Make 4 strip sets. Press toward the nine-patch strips. Cut $15-2\frac{1}{2}$ " wide segments from each strip set. Cut 60 total.



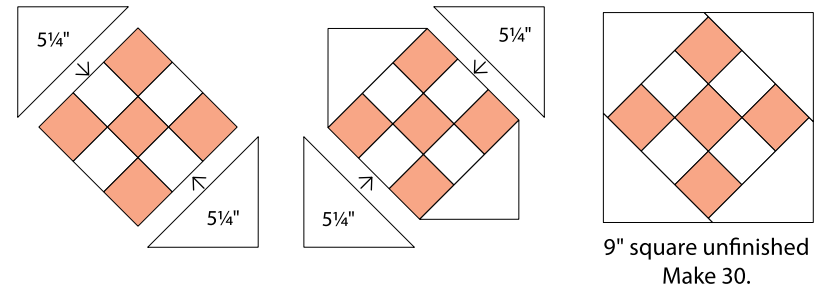
(B) Sew 1 nine-patch and 2 background strips together. Press toward the nine-patch strip. Make 2 strip sets. Cut $15-2\frac{1}{2}$ " wide segments from each strip set. Cut 30 total.



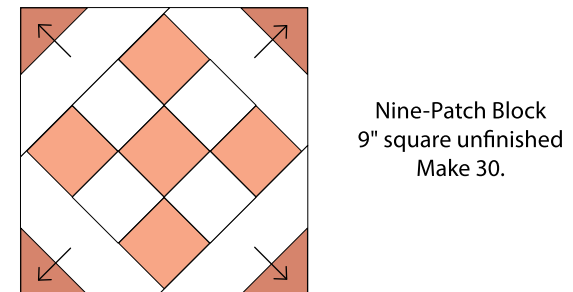
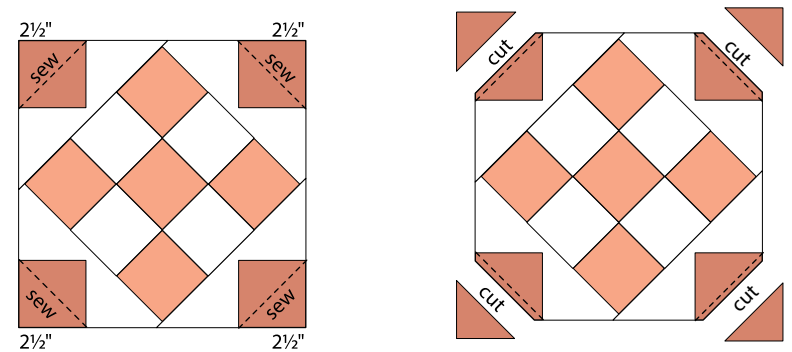
(C) Join 2-A and 1-B segment as shown. Press toward segment A. Make 30 total.



(D) Sew $4-5\frac{1}{4}$ " background triangles to each side of a nine-patch. Trim to 9" square. Make 30 total.



(E) Draw a diagonal line from corner to corner on the wrong side of $120-2\frac{1}{2}$ " dark squares. Layer 4 marked squares and one nine-patch block right sides together as shown. Sew on the diagonal lines. Cut $\frac{1}{4}$ " from the sewn lines. Press toward the corners. Make 30 total.



moda