



Quilt is 72"x72".

moda
SUMMERVILLE
lucie summers

Quilt is 72"x72".

Block is 12"x12" finished

SUMMERVILLE

lucie summers

Quilter Basics

Read instructions before beginning a project.

All instructions include a $\frac{1}{4}$ " seam allowance
WOF=width of fabric.

22" measurement is approximate

Yardage based on 42" fabric width

moda

Cutting

Block prints:

Cut a variety of 2"x22" strips

Solid Accents:

Cut a variety of 1"x22" strips

Solid Accent and Binding:

Cut 8-2½"x WOF strips for binding

Cut several 1"x22" accent strips from remainder

Background:

*Heavily starch the fabric
so it is like cardboard*

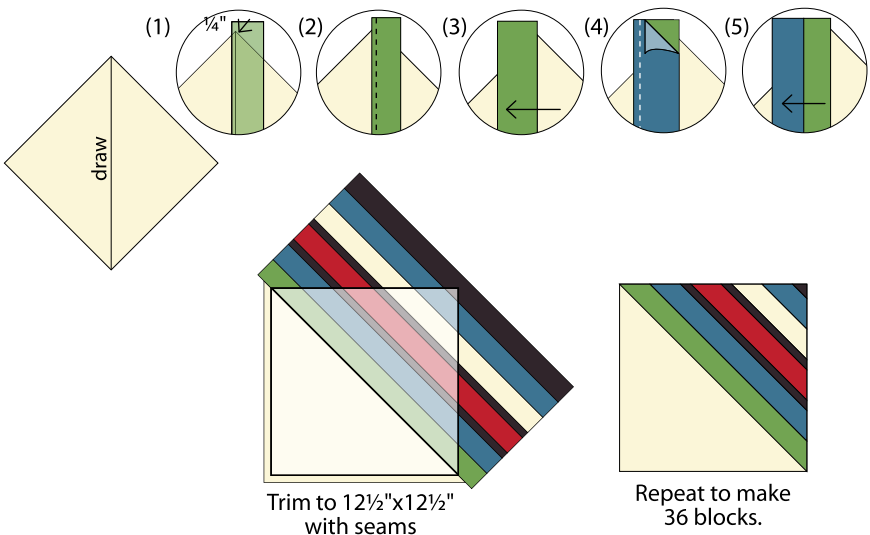
12-13½"x WOF strips

subcut 36-13½"x 13½"

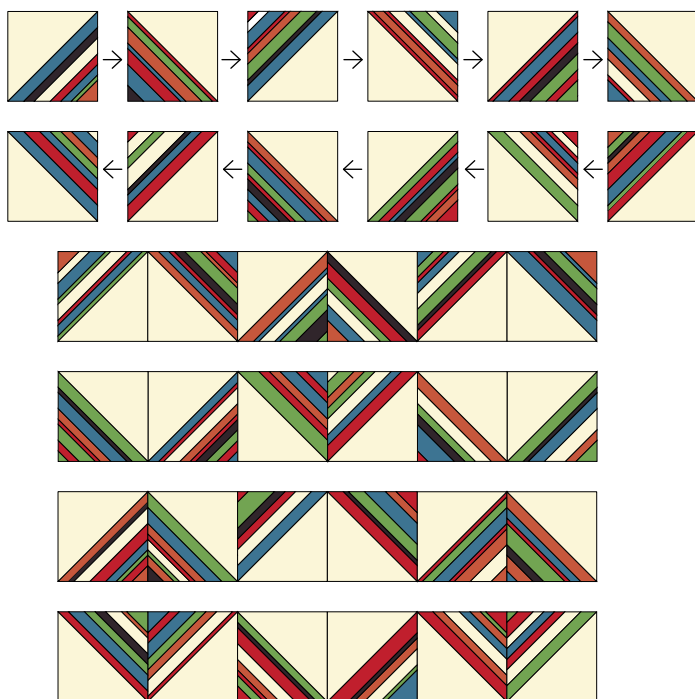
Quilt Construction

1 Each half square triangle is made using the flip and sew method on fabric. Draw a diagonal line on the right side of a Background square. Position a Block strip $\frac{1}{4}$ " past the diagonal line, sew on the diagonal line. Press the strip over the stitching. Align the next strip with the previous strip, right sides together. Sew using a $\frac{1}{4}$ " seam, press the strip over the stitching. Continue adding 2" or 1" strips or even different widths, sewing in opposite directions as you add the strips, until half of the square is covered.

Align the 45° line on a ruler with the drawn diagonal line. Trim the square to measure 12½"x12½" with seams. Repeat to make 36 Blocks.




2 Stitch 6 Blocks into a row. *Note the rotation of the Blocks.* Press in the direction of the arrows. Make 6 rows. Combine the rows.



moda

3 Sew the 8-2½"xWOF Binding strips together.
Layer, quilt and bind. Enjoy!

Quilt is 72"x72".





lucie summers

Quilt is 72" x 72".

Welcome to Summersville! This is the debut collection for Moda by Lucie Summers, a screen printer from the UK. Lucie hand draws all of her designs. Summersville is inspired by textures and shapes found in the countryside where she lives and her ever-growing vintage thrift store ceramic collection. Together with a large dose of whimsy, Lucie's colorful textiles are sure to delight and inspire!

moda

Fabric Requirements

Block prints: One Fat Eighth Bundle (30–9" x 22" (31700F8))

Solid Accents: 4 assorted fat quarters (18" x 22")

(Bella Solids: 9900 111, Horizon Blue, 9900 124 Betty Orange,
9900 76 Kelly Green, 9900 99 Black)

Solid Accent & Binding: $\frac{3}{4}$ yard

(Bella Solid: 9900 16 Christmas Red)

Background: $4\frac{3}{4}$ yards

(Bella Solid 9900 11 Snow)

Backing: $4\frac{1}{2}$ yards

moda

MODAFABRICS.COM

PS31700 — SUGGESTED RETAIL \$6.00

