



jelly roll
recipe

moda BAKE SHOP

INGREDIENTS

- 1 Jelly Roll
- 2 yards background fabric
- 3.5 yards backing fabric
- 1/2 yard binding fabric



INSTRUCTIONS

1 From background fabric, cut:

- (26) 6½" squares
- (24) 8½" x 2½" rectangles
- (24) 12½" x 2½" rectangles



Select 13 pairs of contrasting Jelly Roll strips. Each pair of contrasting strips will become one large bowtie block.

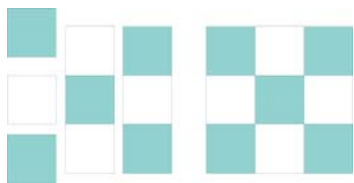
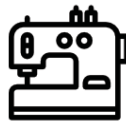
- From the darker strip, cut (12) 2½" squares
- From the lighter strip, cut (8) 2½" squares

Save the remainders of the strips for your log cabin blocks.

- From 3 light Jelly Roll strips, cut (48) 2½" squares for 4-patches
- From 8 dark Jelly Roll strips, cut (24) 4½" x 2½" rectangles and (24) 8½" x 2½" rectangles.

2 MAKE BOWTIE BLOCKS

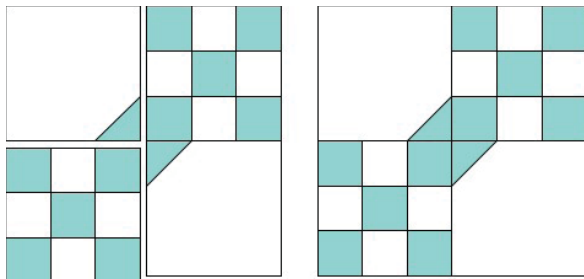
Using 10 dark squares and 8 light squares, sew together two matching nine patches.



Add 2 remaining dark squares to the corners of (2) 6½" background squares as shown. Stitch along the diagonal, trim ¼" from stitch line, and press.



Assemble bowtie block. Repeat with the remaining 12 pairs of Jelly Roll strips to make a total of 13 large bowtie blocks that measure 12½" unfinished.



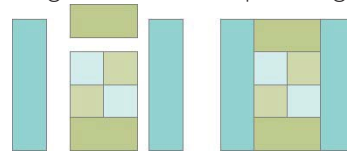
3 MAKE 4-PATCHES

Use (48) light 2½" squares to create (12) 4-patch blocks.

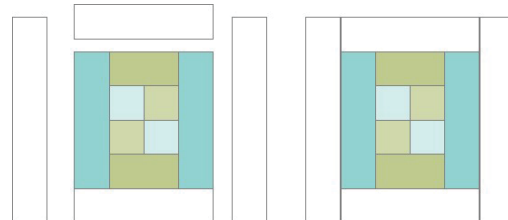


4 MAKE LOG CABIN BLOCKS

Add (2) 4½" x 2½" rectangles to opposite sides of a four patch block. Press. Add (2) 8½" x 2½" rectangles to the remaining two sides and press again.



Repeat this process to add the 8½" x 2½" background strips and then the 12½" x 2½" background strips to each log cabin block. These blocks measure 12½"



unfinished. Make a total of 12 log cabin blocks.

EASY



JINGLE BELL ROCK QUILT - FINISHES AT 60" X 60"
DESIGNED BY ALISON VERMILYA OF LITTLE BUNNY QUILTS

made and
designed by

ALISON VERMILYA

@littlebunnyalison

littlebunnyquilts.blogspot.com

CONNECT WITH US

modabakeshop.com

@modabakeshop






jelly roll
recipe

moda BAKE SHOP



5 Lay out quilt as shown, alternating between bowtie and log cabin blocks.



6 Quilt and bind as desired.

YIELD

This quilt finishes at 60" square.



EASY

JINGLE BELL ROCK QUILT - FINISHES AT 60" X 60"
DESIGNED BY ALISON VERMILYA OF LITTLE BUNNY QUILTS

made and
designed by

ALISON VERMILYA

@littlebunnyalison

littlebunnyquilts.blogspot.com

CONNECT WITH US

modabakeshop.com

@modabakeshop

