

## INGREDIENTS

Fabric A	(4) 4" squares
Fabric B	(8) 4" squares
Fabric C	(4) 4" squares

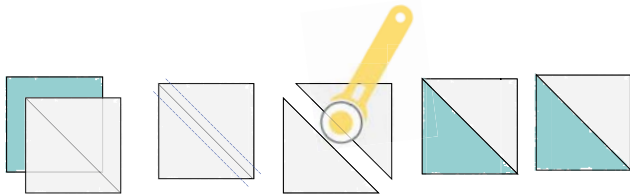
## ASSEMBLE BLOCK

Layout block units as shown. Sew together in rows.

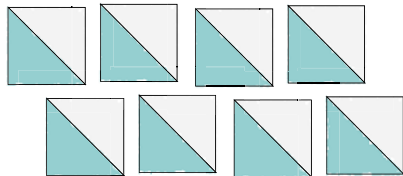
## INSTRUCTIONS

### HALF SQUARE TRIANGLES

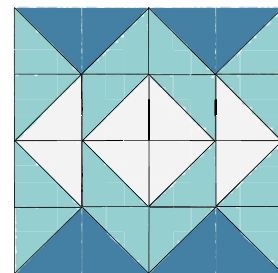
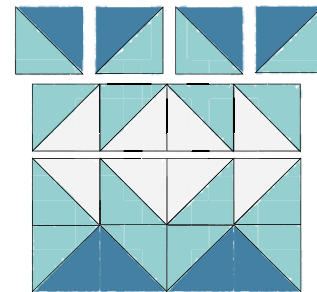
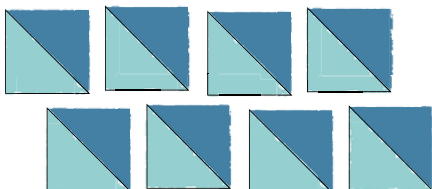
**1** Draw a diagonal line on the back of each 4" Fabric A square. Place right sides together with Fabric B 4" square. Sew 1/4" away from each side of the marked line. Trim at the marked line and press. Square up to 3.5".



**2** Repeat with remaining Fabric A squares and 3 Fabric B squares to make a total of 8 HSTs in this combination.



**3** Make HSTs using Fabric B squares and 4 Fabric C squares to make a total of 8 HSTs in this combination.



This block measures 12.5" square unfinished.